

INITIAL TYPE TEST REPORT

5E (LS)

IN ORDER OF:

AMI FIRES SRL



INITIAL TYPE TEST REPORT 5E (LS)

EZKA/2018-05/00015-1
JULY 22, 2022

Laboratory

SGS NEDERLAND BV

NOTIFIED BODY 0608

Customer

AMI FIRES SRL

Baroc Business Center
Rue Laid Burniat 3
Louvain-la-Neuve 1348
Belgium

Approved by



Jens Dekker
Project Leader



C. Wösten
Technical Manager Air Monitoring



SUMMARY

This report contains the test results of a room heater fired by solid fuels in accordance with NEN EN 13240:2001 and NEN EN 13240-A2:2004.

Brief description of the project

Description	
Date of test	June 18, 2018 June 20, 2018
Manufacturer	AMI FIRES SRL Baroc Business Center Rue Laid Burniat 3, Louvain-la-Neuve 1348 Belgium
Principal	AMI FIRES SRL
Appliance	5E (LS)
Test category	Initial type test

Abstract of the test results

Essential characteristic	
Test fuel	Beech
Fire safety	Pass
Emission of combustion products (related to 13% O ₂)	CO: 0.08 vol% NO _x : 106 mg/m ₀ ³ C _x H _y : 28 mg/m ₀ ³ Dust: 19 mg/m ₀ ³
Surface temperature	Pass
Measured thermal output	5.1 kW
Theoretical thermal output	5.0 kW
Energy efficiency	82.6 %
Release of dangerous substances	Pass

Room heater **5E (LS)** is an intermittent burning appliance. The appliance is not suitable for installation on a shared flue gas system.

This test report consists of pages 1 until 15 and the annexes 1 until 3.



TABLE OF CONTENTS

1. VERSION HISTORY	5
2. INTRODUCTION.....	6
3. PROJECT DETAILS	7
3.1 SPECIFICATION OF THE APPLIANCE.....	7
3.2 SPECIFICATION OF THE LABORATORY	7
4. RESULTS OF ASSESSMENTS	8
4.1 USED MATERIALS, DESIGN AND CONSTRUCTION	8
4.2 SAFETY REQUIREMENTS.....	10
4.3 APPLIANCE INSTRUCTIONS.....	11
4.4 MARKING.....	11
5. MEASUREMENTS.....	12
5.1 MEASUREMENT METHODS.....	12
5.2 DEVIATION OF THE STANDARD.....	12
5.3 TEST FUEL SPECIFICATION.....	13
5.4 PERFORMANCE TEST AT NOMINAL HEAT OUTPUT (BEECH)	14
5.5 TEMPERATURE SAFETY TEST	15
APPENDICES	16

LIST OF APPENDICES

Appendix 1: Picture of the appliance

Appendix 2: Drawings of the appliance

Appendix 3: Methods and measurements uncertainties



1. Version history

Version	Date	Changes
0	February 14, 2019	Issued as final version
1	July 22, 2022	Company name changed. New door design.
2		
3		

Whenever a new version is made, the prior version is cancelled.

Project Description

General information

Company name	AMI FIRES SRL
Address	Baroc Business Center, Rue Laid Burniat 3, Louvain-la-Neuve 1348 Belgium
Internet address	www.amifires.com
Client reference number	-
SGS reference number	EZKA/2018-05/00015-1

Appliance

Appliance name	5E (LS)
Category	Space heating appliance fired by solid fuel.
Method	In accordance with NEN EN 13240:2001 and NEN EN 13240-A2:2004

Measurement details

Kind of measurement	Initial type test
Measurement period	June 2018
Measuring staff	R. van den Berg
Author	J. Dekker

Quality

For a list of the accredited activities (Belac 005-TEST) of the SGS Nederland BV, Industries & Environment Department in Arnhem, The Netherlands, we refer to the Belac website: ([Beproevinglaboratoria \(TEST\) | FOD.Economie \(fgov.be\)](http://Beproevinglaboratoria (TEST) | FOD.Economie (fgov.be))).

Disclaimers

Unless otherwise agreed, all orders and documents are executed and issued in accordance with our General Conditions. Upon simple request the conditions will again be sent to you. Attention is drawn to the limitation of liability, indemnification and jurisdiction issues defined therein.

Any holder of this document is advised that information contained hereon reflects SGS' findings at the time of its intervention only and within the limits of client's instructions, if any. SGS' sole responsibility is to its client and this document does not exonerate parties to a transaction from exercising all their rights and obligations under the transaction documents. Any unauthorized alteration, forgery or falsification of the content or appearance of this document is unlawful and offenders may be prosecuted to the fullest extent of the law.

If the sample(s) to which the findings recorded herein (the 'Findings') relate was (were) drawn and / or provided by the Client or by a third party acting at the Client's direction, then the findings constitute no warranty of the sample's representativeness of any goods and strictly relate to the sample (s). SGS EHS Arnhem accepts no liability regarding the origin or source from which the sample (s) is / are said to be extracted. Statements, other than the analytical results (such as statements of conformity, opinions and interpretations, etcetera...), are not included in the scope of the ISO 17025 accreditation. The results in this report relate only to the items tested or sampled.



2. INTRODUCTION

SGS Nederland BV, Environmental Services carried out an initial type test of room heater **5E (LS)**. The appliance is made by AMI FIRES SRL.

This report contains the test results of a room heater fired by solid fuels in accordance with NEN-EN 13240: 2001 + A1:2004. Interpretations, opinions and assessments of conformity to clauses of this standard (chapter 4) are done as Notified Body. Unless described otherwise the reported tests (chapter 5) are covered by Belac-accreditation.

A short description of the appliance is included in chapter 3. Chapter 4 describes the results of the assessments. The results of the measurements are presented in chapter 5.

This report is issued under the following condition:

- 1. It applies only to the tested model submitted to the test specified in this report.*
- 2. It does not imply that the notified body has performed any surveillance or control of its manufacture.*
- 3. The manufacturer shall ensure that the manufacturing process assures compliance of the products with the approved model subject to this certificate.*
- 4. The applicant shall inform the notified body of all modifications made to the approved model which must receive, when necessary, additional approval leading to an addition to the original EC type-examination certificate.*
- 5. As technical advances or new work could affect the conclusion of this EC type-examination, the applicant shall regularly keep himself informed of any modification made to tests carried out on the approved model by the notified body.*
- 6. According to article 3h of the "Assignment of SGS Nederland as Notified Body" you can lodge an appeal against our decision. This appeal shall be made by registered mail within 30 days after the date of the SGS decision. SGS undertakes to investigate the appeal independently and with the necessary care and will communicate its motivated decision by registered mail within 30 days after receipt of the notice of appeal. Each party itself shall bear its costs resulting from this internal appeal procedure. In case this appeal is dismissed by SGS a second internal appeal procedure will not be possible.*
- 7. The manufacturer always retains the overall responsibility for the conformity of the product with all the requirements of the applicable directive(s), even if some stages of the conformity assessment are carried out under the responsibility of a notified body.*



3. PROJECT DETAILS

In this chapter, the information of the appliance and the laboratory are given.

3.1 SPECIFICATION OF THE APPLIANCE

Freestanding appliance made of steel and is equipped with a window door. The combustion chamber is made of vermiculite. Furthermore the appliance is equipped with a baffle plate made of vermiculite. The combustion air supply is regulated with one controller positioned below the door. The flue gas outlet is at the rear and the top of the appliance. All tests are executed with the flue gas pipe connected to the top.

There is also a variant available with an additional compartment at the low part of the appliance (LS). This change has no major influence on the technical performance of the stove. Therefore no objections exist from the side of the test laboratory to use the data obtained with the tested room heater for the variant with the added compartment. The floor temperatures below this variant will be lower as obtained with the tested appliance.

Both variants have a changed door design compared to the version of the initial type test. This change has no major influence on the technical performance of the stoves. Therefore no objections exist from the side of the test laboratory to use the data obtained with the tested room heater for the variants with the changed door.

Note: the compartment cannot be used to store combustible products (like wood).

3.2 SPECIFICATION OF THE LABORATORY

Table 1 Information of the test laboratory

Description	
Laboratory	SGS Nederland BV Leemansweg 51 6827 BX Arnhem The Netherlands
Notified under EC number	0608
Date of test	June 18, 2018 June 20, 2018
Test category	Initial type test
Standard	NEN-EN 13240: 2001 + A1:2004

The analysis of the fuel is subcontracted by an ISO 17025 accredited laboratory within the SGS-group.



4. RESULTS OF ASSESMENTS

This chapter contains the results of the assessments.

4.1 USED MATERIALS, DESIGN AND CONSTRUCTION

Table 2 Results of assessment of conformity with chapter 4 of EN 13240:2001 and EN 13240 A2:2004

	Clause	Approved
<u>Production documentation</u> Documentation and/or drawings contain: - Specification of used materials - Nominal heat output using recommended fuels When fitted with a boiler, specification of the: - used welding process - permissible max. operating temperature, °C - permissible max. operating pressure, bar - type test pressure, bar - water heating output, kW	4.1	yes yes n/a
Construction (4.2.1) The conformity to clause 4.2.1 is based on the declaration of the manufacturer.		
<u>General construction requirements</u> *No asbestos *No hard solder, containing cadmium *Thermal insulation materials: non-combustible, no health risk *Design of spare parts ensures correct fitting *Seals made of fire cement supported by adjacent metal surfaces When operated in accordance with the provisions of the appropriate test and exposed to the associated mechanical, chemical and thermal stresses, the appliance shall operate reliably and safely such that during normal operation no combustion gases posing a hazard can escape into the room in which the appliance is installed nor can embers fall out.	4.2.1	yes yes yes yes n/a yes
<u>Integral boiler</u>	4.2.2	n/a
<u>Cleaning of heating surfaces</u> - all heating surfaces accessible - easy cleaning with commercially available tools or brushes - cleaning tools provided by the manufacturer	4.2.3	yes yes n/a
<u>Flue spigot or socket</u> Fitting overlap is: ≥ 25 mm for vertical connection ≥ 40 mm for horizontal connection ≥ 6 mm for inset appliances with insulating mortar infill	4.2.4	yes yes n/a
<u>Flue ways and cleaning tools</u> Minimum size: - bituminous coal > 30 mm - no bituminous coals > 15 mm - easy cleaning with commercially available tools or brushes - cleaning tools provided by the manufacturer	4.2.5	n/a yes yes n/a



	Clause	Approved
<u>Ash pan and ash removal</u> Volume of ash pan enough for two full charges of fuel* No obstruction of combustion air <i>* No ash pan but enough volume to retain the ash for two charges.</i>	4.2.6	n/a yes
<u>Bottom grate</u> When removable – correct assembly is ensured Capable of de-ashing without undue effort	4.2.7	yes yes
<u>Combustion air supply</u> Primary air inlet control: - manual or thermostatic control - adjusting control clearly visible and permanently marked - correct setting for each fuel type is identifiable - no obstruction of the air inlet control by ash or unburnt fuel Secondary air (air wash) and tertiary air inlet control: - Passage of air is not restricted by fuel	4.2.8	yes yes n/a yes yes
<u>Control of flue gas</u> If flue damper is fitted: - easily operable - aperture ≥ 20 cm ² or 3% of the cross-sectional area - position of damper can be identified If draught regulator is fitted: - easily accessible for cleaning	4.2.9	n/a
<u>Fire doors and charging doors</u> Large enough to fill appliance with commercially available fuels Accidental opening is prevented Positive closure	4.2.10	yes yes yes
<u>Flue bypass device</u> Easy operable Position easily identifiable	4.2.11	n/a n/a
<u>Front fire bars – deepening plate</u> Correct assembly is ensured No accidental dislodging	4.2.12	yes yes
<u>Solid mineral fuel and peat briquettes burning appliances</u> Bottom grate and ash pan present	4.2.13	n/a



4.2 SAFETY REQUIREMENTS

Table 3 Results of assessment of conformity with chapter 5 of EN 13240:2001 and EN 13240 A2:2004.

	Clause	Approved
<u>Natural draught safety test</u> Flue draught ≥ 3 Pa If Flue draught is < 3 Pa: - CO-volume ≤ 250 dm ³ /10 h	5.1	n/a
<u>Spillage of gas, discharge of embers</u> No escape of harmful gases Embers do not fall out	5.2	yes yes
<u>Strength and leak tightness of boiler shells</u> No leakage or permanent deformation after completion of the tests	5.3	n/a
<u>Temperature in fuel storage container (above ambient)</u> Temperature < 65 K	5.4	n/a
<u>Operating tools</u> Operating tools provided Touched areas without tools Temperature: metal < 35 K (above ambient) porcelain < 45 K plastics, rubber, wood < 60 K	5.5	yes n/a
<u>Temperature of adjacent combustible materials</u> Temperature ≤ 65 K (above ambient) (see installation and operating manual for information about clearing distances and insulation)	5.6	yes
<u>Thermal discharge control</u> If discharge control is part of appliance: opens at water temperature > 105 °C or opens at water temperature $>$ declared value	5.7	n/a
<u>Electrical safety</u> Components in compliance with EN 60335-2-102 (replacement of EN 50165)	5.8	n/a



4.3 APPLIANCE INSTRUCTIONS

Table 4 Results of assessment of conformity with chapter 7 of EN 13240:2001 and EN 13240 A2:2004.

Instructions	Clause	Approved
In the language of the country of intended destination	7.1	-
Not in contradiction to the requirements and test results	7.1	-
Contains the required information	7.2	-
Contains the required information	7.3	-
Not reviewed. The manufacturer must supply a manual that conforms to the EN13240 with every sold appliance.		

4.4 MARKING

Table 5 Results of assessment of conformity with chapter 8 of EN 13240:2001 and EN 13240 A2:2004.

	Clause	Approved
Permanently and legibly marked	8	-
Readable	8	-
Durable and abrasion proof	8	-
No discoloration or detachment	8	-
Contains the required information	8	-
Not reviewed. The manufacturer must supply a CE-plate that conforms to the EN13240 with every sold appliance.		



5. MEASUREMENTS

In this chapter the measurement methods, the deviation from the standard and the test results are given.

5.1 MEASUREMENT METHODS

The appliance was tested to the applicable methods of the standard.

In order to ensure that our services maintain the quality level required by our clients, SGS Nederland BV hold the NEN-EN-ISO/IEC 17025 (Testlab) accreditation under number L092. The test laboratory of SGS is notified under EC number 0608. The following test methods are covered.

Table 4 Used methods with accreditation

Description	Method
Performance test at nominal heat output	EN 13240:2001/ A.4.7
Temperature safety test for wood burning and multi fuel appliances	EN 13240:2001/ A.4.9.2.2

The analysis of the fuel is subcontracted by an ISO 17025 accredited laboratory within the SGS-group.

5.2 DEVIATION OF THE STANDARD

The nominal heat output tests and the safety test are done in compliance with NEN-EN 13240:2001 and NEN-EN 13240 A1:2004. The following deviations from the demands as set in the standard are made:

- The analysis of the test fuel was done according to widely accepted EN-Standards. In general the used Standards improve the accuracy and reduce the variability of the analysis. This deviation from the standard has no influence on the results of the type test.

5.3 TEST FUEL SPECIFICATION

In this paragraph the results of the test fuel analysis are given.

Table 5 Test fuel specification

Test fuel	Moisture %	Ash %	Volatile matter %	H %	C %	S %	Hu kJ/kg	Size
Beech	12.9	0.64	82.9	5.3	43.8	0.02	16,329	25 x 7 cm
Fir timber	12	0.19	86.8	5.3	45.0	0.02	17,022	>21 cm

Picture 1 Positioning of the wood during the nominal tests





5.4 PERFORMANCE TEST AT NOMINAL HEAT OUTPUT (BEECH)

The following table contains the test results in accordance with A.4.7 of NEN-EN 13240:2001 and NEN-EN 13240 A2:2004. Test runs 1, 2 and 3 are executed consecutive.

Table 6 Test results nominal heat output

		Clause	Test 1	Test 2	Test 3	Mean of 3 tests	Approved
Date (dd-mm-yy)			18-06-18	18-06-18	18-06-18		
Test fuel			Beech	Beech	Beech	Beech	
Total mass	kg		1.04	1.00	0.95	1.00	
<u>Setting of air controller</u>							
- combustion air			19.5 cm	19.5 cm	19.5 cm	19.5 cm	
Mean flue draught	Pa	6.4	11.2	12.7	12.9	12.3	yes
Mean flue gas temperature	K#		174	202	198	192	
Mean CO ₂ concentration	%		7.93	9.02	8.69	8.55	
Mean CO concentration	%		0.09	0.07	0.10	0.09	
Mean CO concentration at 13% O ₂	vol%	6.2	0.09	0.06	0.09	0.08	yes
Mean CO concentration at 13% O ₂	mg/m ₀ ³		1145	748	1105	1002	
Mean CO ₂ concentration during dust measurement	vol%		8.41	9.54	9.49	9.15	
Dust concentration	mg/m ₀ ³		22	23	21	22	
Dust concentration at 13% O ₂	mg/m ₀ ³		21	18	17	19	
NO _x concentration	mg/m ₀ ³		116	126	109	117	
NO _x concentration at 13% O ₂	mg/m ₀ ³		113	108	97	106	
C _x H _y concentration	ppm		34	12	22	18	
C _x H _y concentration at 13% O ₂	mg/m ₀ ³		34	17	34	28	
Combustion time	h	6.6	0.72	0.72	0.75	0.73	yes
Dev. from required comb. time	%		-4	-4	1	-2	
Theoretical combustion time	h		0.79	0.74	0.71	0.75	
Thermal heat losses	%		15.8	16.5	16.6	16.3	
Chemical heat losses	%		0.7	0.5	0.7	0.6	
Heat losses in the residue	%		0.50	0.50	0.50	0.50	
Efficiency	%	6.3	83.0	82.5	82.2	82.6	yes
Mean nominal heat to space	kW	6.7	5.4	5.2	4.7	5.1	yes
Theoretical heating output	kW		5.3	5.0	4.7	5.0	
Flue gas mass flow	g/s		5.6	4.8	4.5	5.0	

above ambient: room temperature during tests: 22 °C



5.5 TEMPERATURE SAFETY TEST

Table 7 contains the test results in accordance with A.4.9.2.2 of NEN-EN 13240:2001 and NEN-EN 13240 A2:2004.

Table 7 Results safety test

		§	Test	Approved
Date (dd-mm-yy)			20-06-18	
Test fuel			Fir timber 5x5	
Total load	kg		14.3	
Number of loads			9	
<u>Setting of air controller</u>				
- combustion air			100%	
Mean flue draught	Pa	6.4	15.5	yes
Ambient temperature	°C		21.3	
Max. surface temperature (above ambient)				
Floor below appliance *	K	5.6	38	yes
Floor in front of appliance (distance 50 cm)	K	5.6	46	yes
Back wall (distance 20 cm)	K	5.6	53	yes
Side wall (distance 40 cm)	K	5.6	63	yes
Fuel storage container	K	5.4	-	n/a
Front (distance 100 cm)	K	5.6	49	yes
Side, front (distance 40 cm)	K	5.6	44	yes
Loss of fire bed		4.2	no	yes
Escape of harmful combustion gases		4.2	no	yes
Damage on the appliance caused by the test		4.2	none	yes

* Appliance must be placed on a non-combustible floor.



APPENDICES



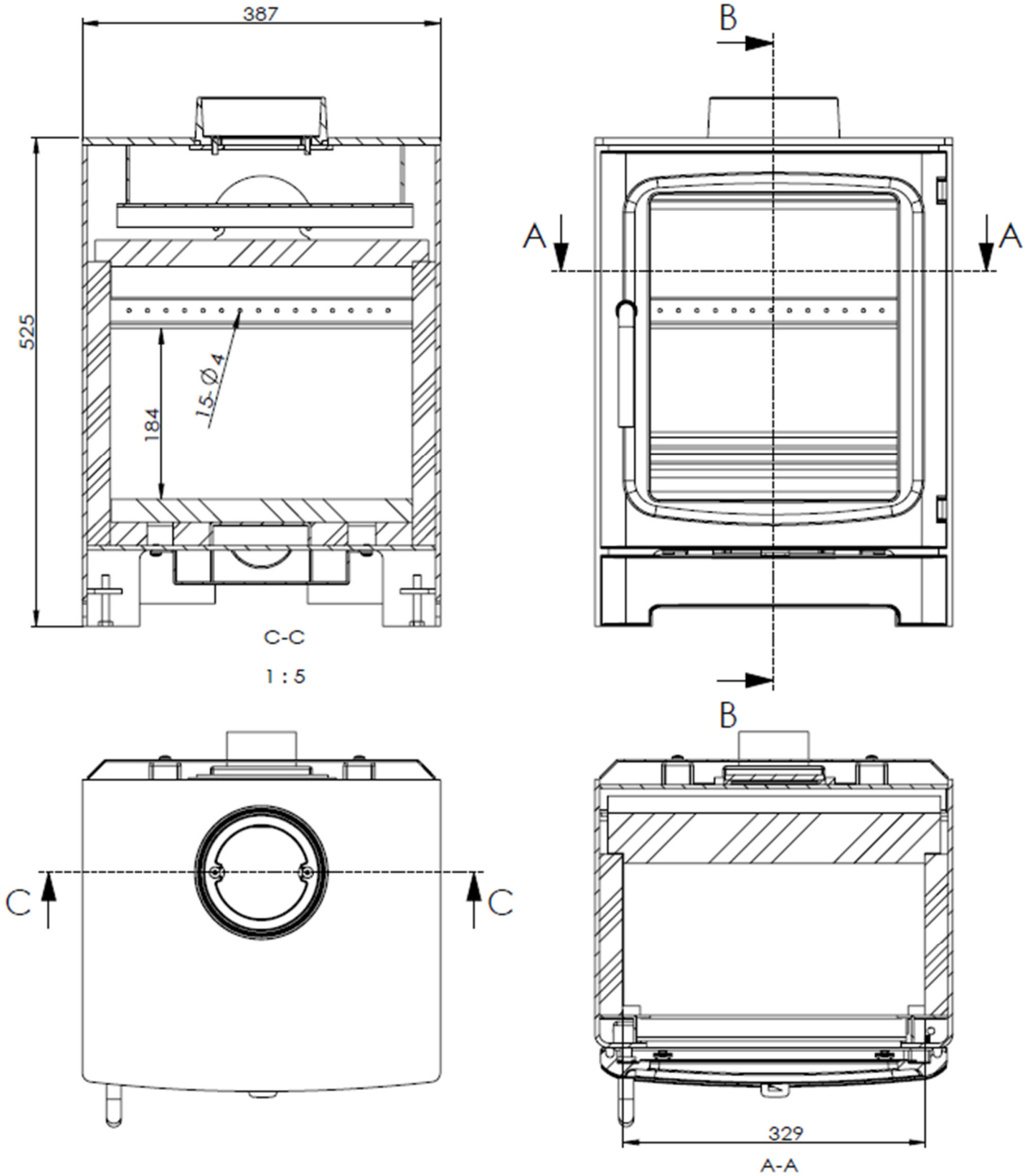
APPENDIX 1: PICTURES OF THE APPLIANCE

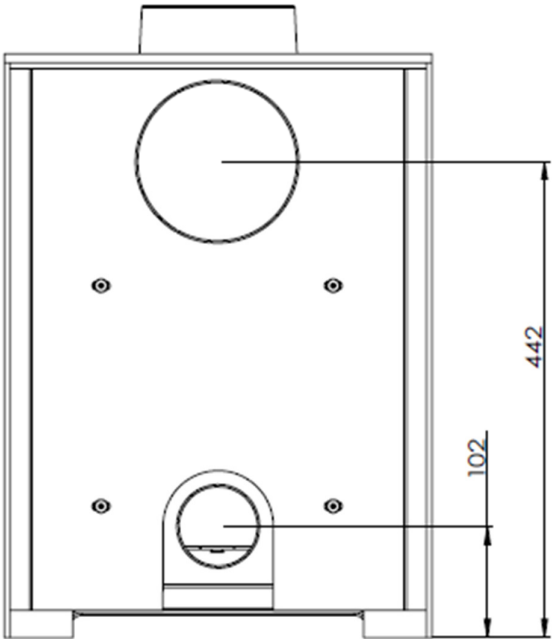
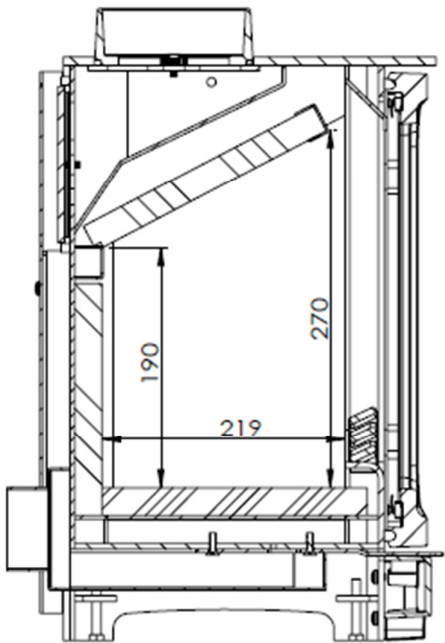




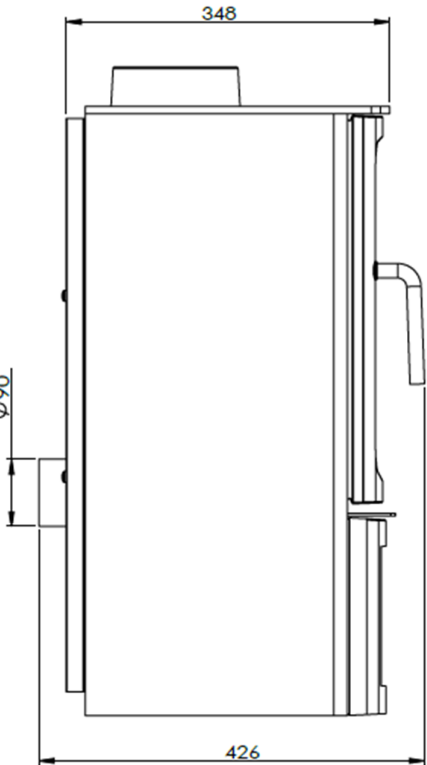
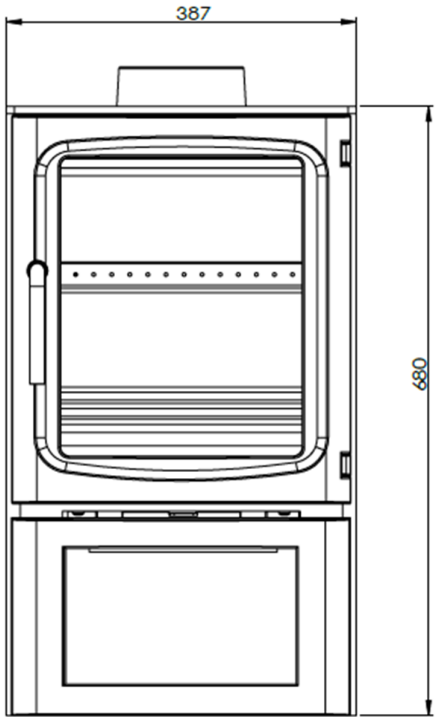
APPENDIX 2: DRAWINGS OF THE APPLIANCE

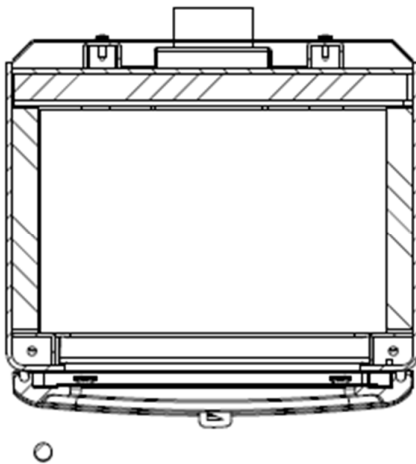
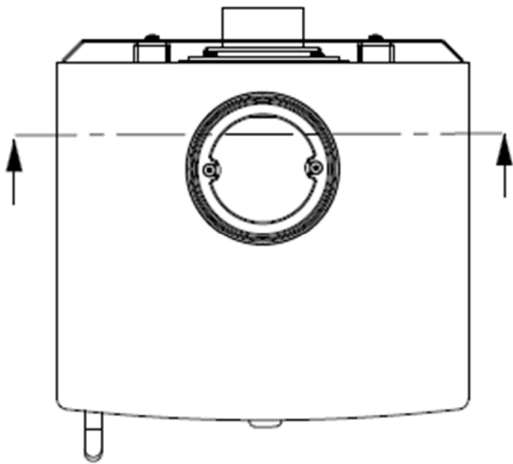
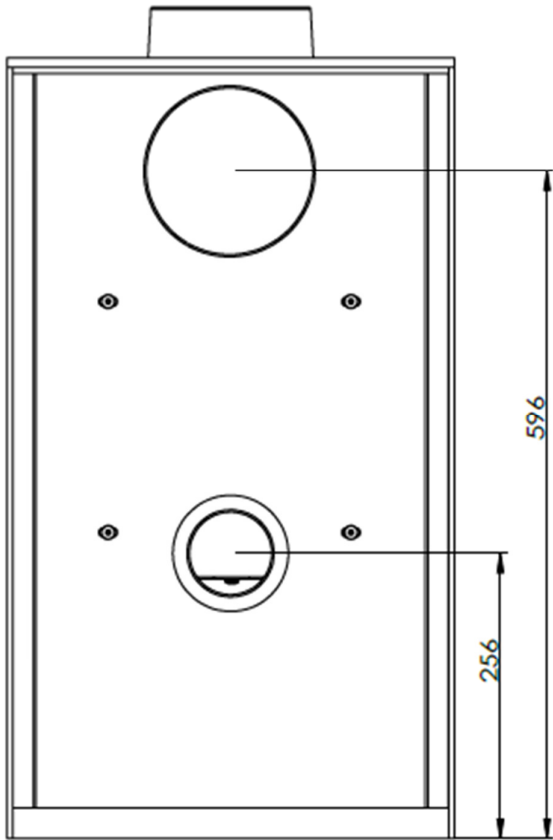
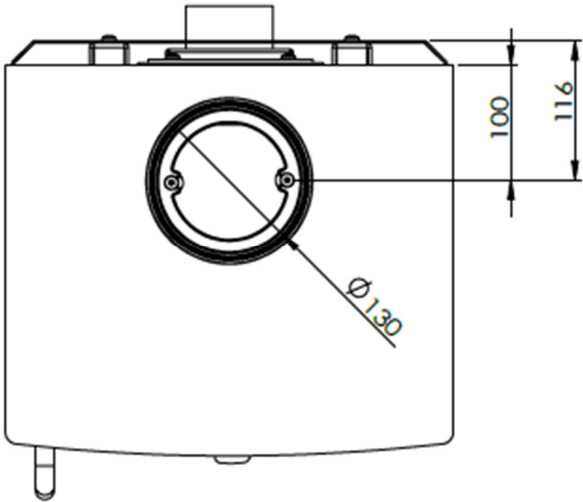
5E

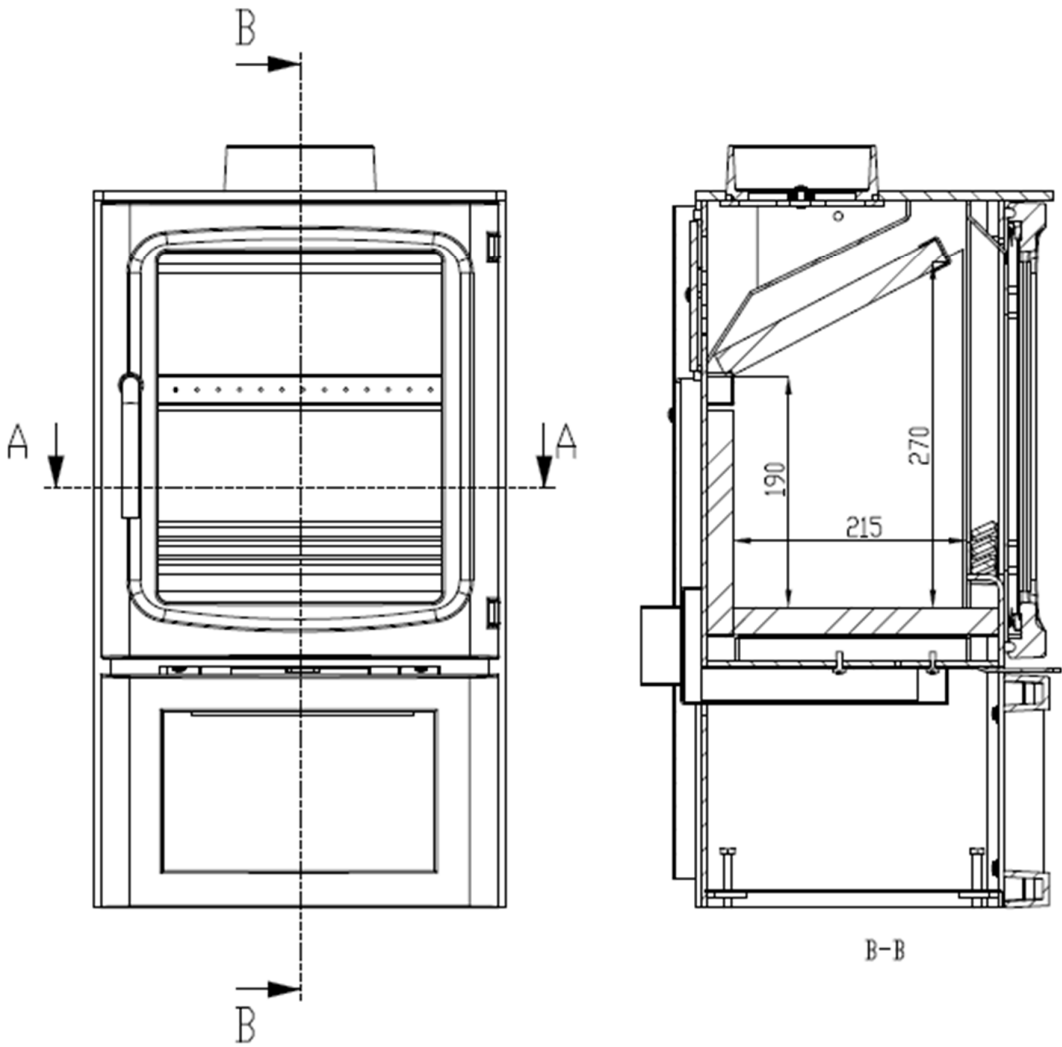


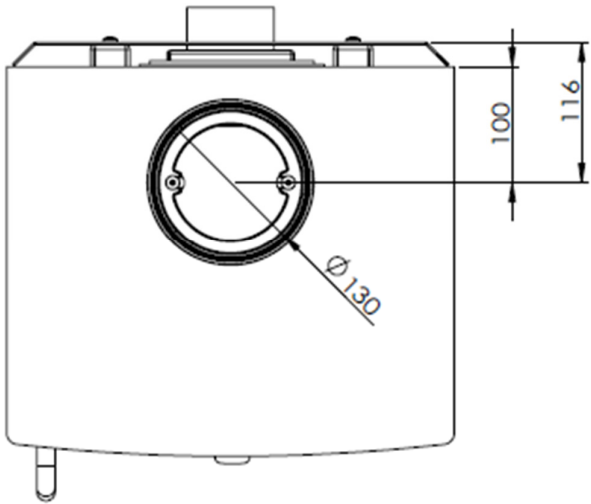
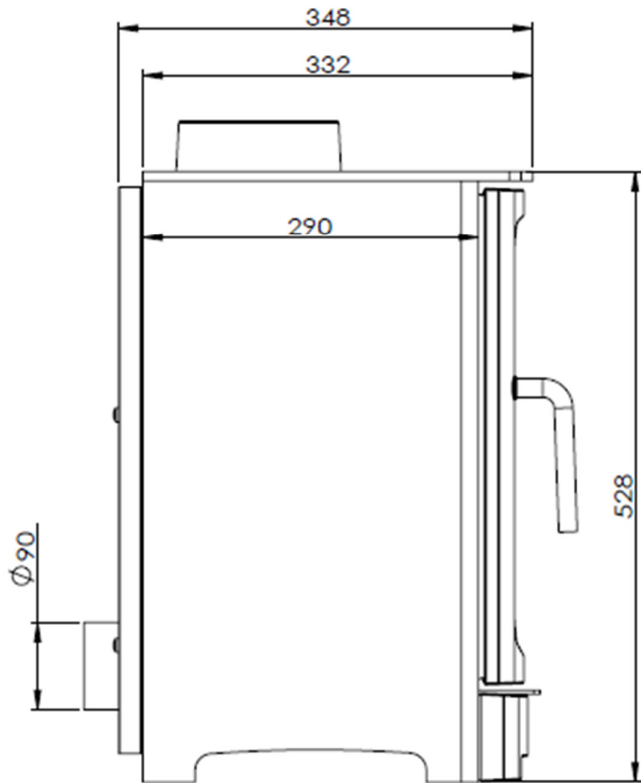
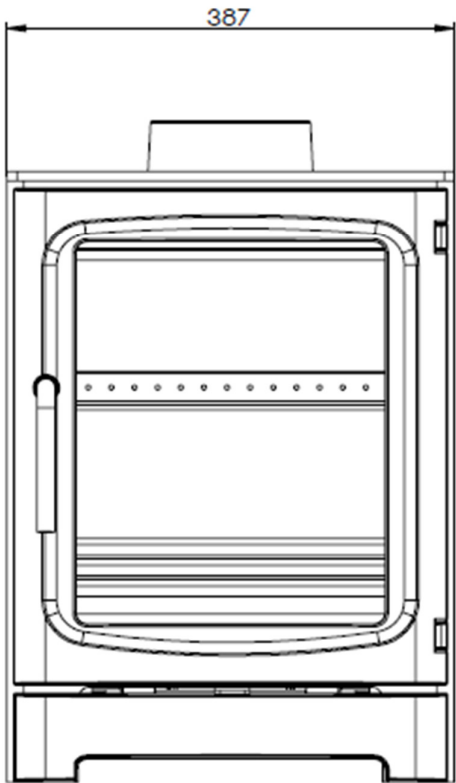


5E LS











APPENDIX 3: METHODS AND MEASUREMENTS UNCERTAINTIES

The measurements marked with an asterisk in the table below, are covered by ISO 17025 accreditation.

Description	SGS Procedure/Standard	Uncertainties ¹⁾
Determination of the particulate concentration (gravimetric, non-diluted)	ENVI-K-001* EN16510-1 (F2 Heated filter)	30%
Determination of the C _x H _y concentration (equivalents of C ₃ H ₈)	ENVI-K-001* EN12619*/ EN16510-1 (FID)	20%
Determination of the NO _x concentration (equivalents of NO ₂)	ENVI-K-001* EN14792*/ EN16510-1 (D.2.2 Chemiluminescence)	9%
Determination of the CO ₂ concentration	ENVI-K-001* ISO12039*/ EN16510-1 (Nondispersive infrared)	9%
Determination of the CO concentration	ENVI-K-001* EN15058*/ EN16510-1 (Nondispersive infrared)	9%

1) The stated uncertainties refer to the 95% confidence interval (2 sigma). The stated percentages are related to the actual measurement results, unless indicated otherwise.
